



Stopping and parking

What is stopping?

Stopping refers to a vehicle that is stationary for other reasons than the following:

1. to avoid danger,
2. as a result of traffic conditions, or
3. parking.

What is parking?

Parking refers to a waiting vehicle, regardless of whether it is attended or not, for other reasons than the following

1. as a result of traffic conditions,
2. to avoid danger, or
3. to set down or pick up passengers or for loading and unloading.

Information in this brochure is based on

- Trafikförordningen (1998:1276)
- Vägmärkesförordningen (2007:90)
- Lag om felparkeringsavgift (1976:206)
- Förordning om felparkeringsavgift (1976:1128)
- Förordning om vägtrafikdefinitioner (2001:651)
- Lag om flyttning av fordon i vissa fall (1982:129)
- Lag om kontrollavgift vid olovlig parkering (1984:318)
- Förordning om flyttning av fordon i vissa fall (1982:198)

Please note that illustrations in this brochure are simplified.

General

The traffic ordinance includes general rules for stopping and parking. Restrictions for stopping and parking are not always designated by road signs. However, motorists must still be aware of restrictions.

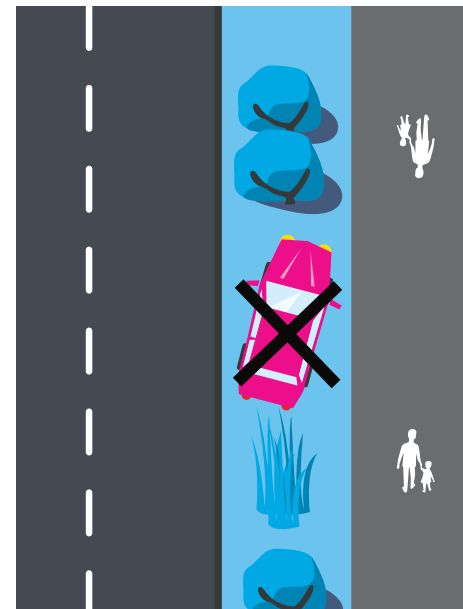
There are also local restrictions for stopping and parking. These regulations are adapted to local conditions and are usually indicated by road signs.

The following are some of the most important regulations.

Parking regulations are based on two main principles.

You must **not** stop or park so that you:

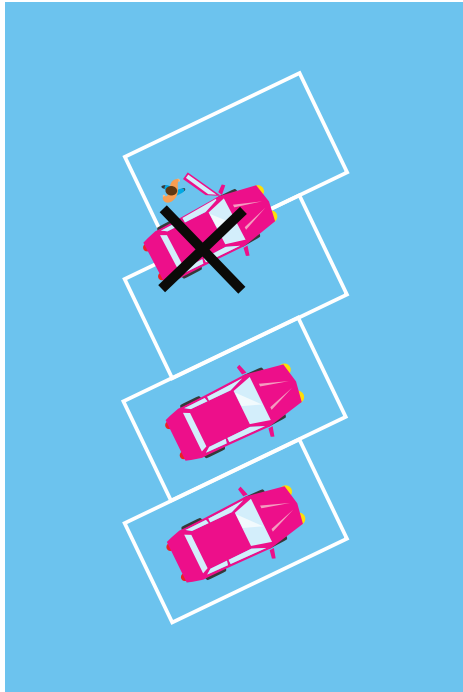
- endanger others
- obstruct or inconvenience others.



- You may not park your vehicle on a street or a public road for longer than 24 hours on weekdays and weekdays before Sundays and public holidays. This does not apply when the general rules prohibit stopping or parking, for example on the crest of a hill, at a junction, on a priority road or where special road markings say otherwise.

In built-up areas, you must **not** stop or park in public places off the road, for example in ditches, on road verges, in parks, in green areas or similar.





You must not park your vehicle so that any wheel is outside the parking space.

- You may not open the doors so that you can cause danger for others.
- When you have stopped or parked you must ensure that the vehicle cannot begin to roll.
- You must ensure that no one else can use your vehicle accidentally.
- You may only stop or park on the right-hand side of the road in the direction of the traffic flow.
 - On one-way roads you may park on the left hand side.
- You must stop or park as close to the roadside as possible. Outside built-up areas, you must stop or park off the road if it is possible.
- You must not park in such a way that obstructs others from gaining access to their vehicles.
 - You must not park so as to obstruct other vehicles from driving away.
 - The following applies to parking tickets and similar, no matter if you have to pay a parking fee or not:
 - It must be placed in the wind-screen of the vehicle. If this is not possible, it should be placed on the vehicle.
 - Parking times or other information which show that parking restrictions have been respected shall be clearly visible and legible from outside the vehicle.
- For parking discs or similar, the following applies:
 - The time must be set to the next following half hour counted from the time when you parked the vehicle.
 - If the vehicle is parked before a time limit starts and will continue to be parked after the time limit begun, the time on the parking disc must be set at the time the time limit begins.
 - Parking disc or equivalent is only necessary when the vehicle is parked during the period when time limit applies.
 - The disc must be placed in the windscreen of the vehicle. If this is not possible, it should be placed on the vehicle.
 - The parking time shall be clearly visible and legible from outside the vehicle.



You must not park here

Pedestrian zone



Residential area



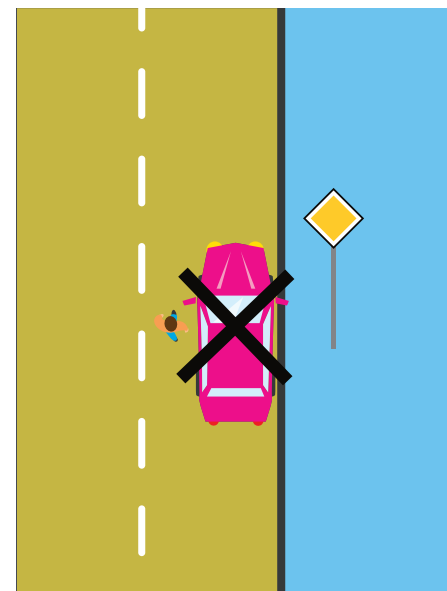
You may only park on marked parking spaces in a pedestrian zone or a residential area.

- You must not park within 30 metres of a level crossing. A level crossing is an intersection between a road and a railway track or tramway that runs in its own track embankment.
- You must not park in front of a vehicle entrance to a property, or in such a way that makes it difficult to drive into or out of a property.

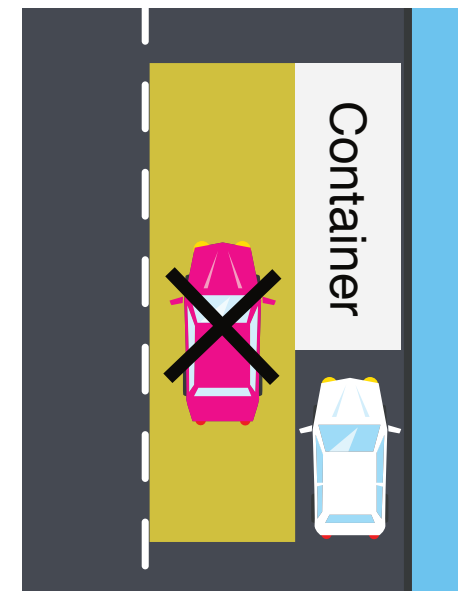
- You must not park at a bus or tram stop. You may stop, but only to set down or pick up passengers and in such a way as not to obstruct the bus or tram. This restriction applies to the bus or tram stop area marked on the carriageway.

If there is no such marking, then the restrictions applies 20 metres before and 5 metres after the bus or tram stop.

- You may not park at a designated passing point that are signposted as such (blue sign with the letter M).



You must not park on a priority road.



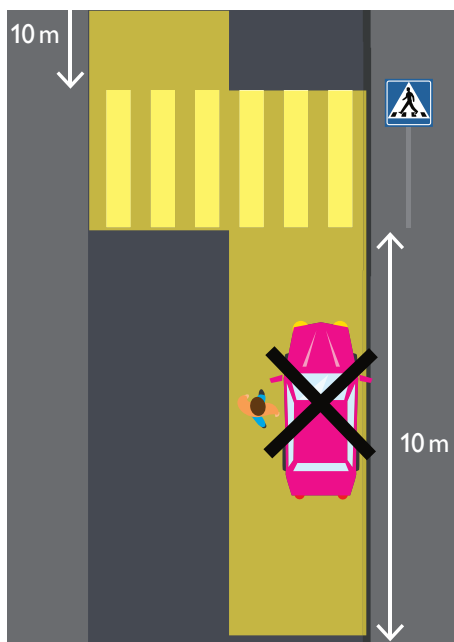
You must not park alongside another vehicle that has stopped or parked at the side of the road. You must not park next to an object, such as a container, that has been placed there.

You must not stop here

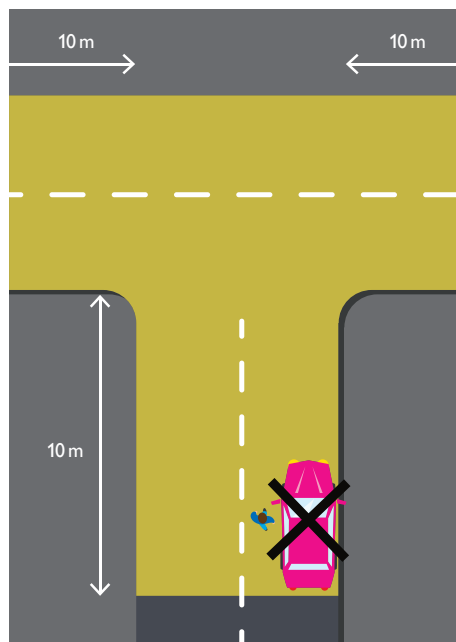


You must not stop or park

- on a bicycle lane
- on a pedestrian path
- on a bicycle path



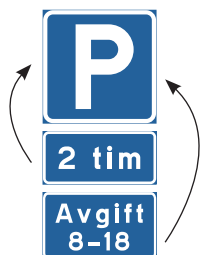
You must not stop or park on a pedestrian crossing or closer than 10 metres before a pedestrian crossing.



You must not stop or park at a road junction or closer than 10 metres before the nearest edge of the intersection.

- You must not stop or park at a railway or tramway junction.
- You must not stop or park so as to conceal road signs or traffic signals.
- You must not stop or park on a motorway or expressway.
- You must not stop or park:
 - on a bicycle crossing or a bicycle passage or closer than 10 metres before a bicycle crossing or a bicycle passage,
 - on a crossing cycle path or pedestrian path,
 - in an underpass or tunnel,
 - close to the crest of a hill or in bends where visibility is not sufficient,
 - alongside of a solid line if the distance between the vehicle and the line is less than 3 metres. However if there is a broken line between the vehicle and the solid line, then you may stop or park,
 - on a bicycle lane,
 - on a prohibited area,
 - in a roundabout,
 - on a lane for public transport.

Additional panels: General



You may park for up to two hours. This sign indicates that parking is permitted on all days. But between 8 am and 6 pm you must pay a parking fee.



You may park but between 8 am and 6 pm for a parking fee and for up to two hours.

You may park at all other times.

* On page 13 you can see which days are applicable.

The following types of vehicles can be found on additional panels:



Car



Heavy lorry
(over 3.5 tonnes)



Bus



Two-wheeled motor-
cycle and class I moped



Bicycle and class
II moped



Car with trailer
(including caravan)



Heavy lorry combined
with trailer



Trailer



White or black figures without brackets indicate weekdays*, except weekdays before Sundays or public holidays.

White or black figures in brackets indicate weekdays before Sundays or public holidays.


Red figures indicate Sundays or public holidays.


If the time limit extends past midnight it applies after midnight the following day.


*Weekdays are every day except Sundays or public holidays.





Road signs and additional panels: Parking


 You may only park the vehicle illustrated on the additional panel. Other vehicles may only stop to set down or pick up passengers.

 You may park if you have a parking card for people with disabilities. Others may only stop to set down or pick up passengers.

 Here it is a land-owner that has stipulated conditions for parking. You may park but only for a maximum of 24 consecutive hours on weekdays (except weekdays before Sunday and public holidays).

 You may park if you pay a parking fee.


 You may park free of charge, but a parking ticket is required. You will find more information on page 7.

 You may park but a parking disc is required between 8 am and 5 pm*. You may park for the maximum of two consecutive hours. You will find more information on page 7.


* On page 13 you can see which days are applicable.





YOU MAY PARK


 You may park on both sides of the sign. In an area where parking restrictions are indicated at the entrance, these arrows may occur without the parking sign.



 You may park on that side of the sign which is indicated by the arrow. In an area where parking restrictions are indicated at the entrance, the arrow may occur without the parking sign.

 You may not park behind this sign. In an area where parking restrictions are indicated at the entrance, this arrow may occur without the parking sign.

 You may park for up to two hours.

 You may park between 8 am and 6 pm* for up to two hours.

* On page 13 you can see which days are applicable.



You may park between 8 am and 6 pm* for a parking fee and for up to two hours.



You may park but between 8 am and 6 pm* for a parking fee.

You must not park on Tuesdays between 6 pm and midnight. This applies even if Tuesday is a public holiday or weekday before Sundays or public holiday.



You may park for up to two hours but between 8 am and 6 pm* you must pay a parking fee.



You may park but only within the distance indicated on the additional panel.



You may park between 8 am and 6 pm* for a parking fee and for up to two hours. Local residents with permits have special conditions.



You may park but you have to place the vehicle as indicated on the additional panel.



Used for directions to a car park.



Used to indicate the way to a car park from where you can continue your journey by public transport.

* On page 13 you can see which days are applicable.



Road signs and additional panels

Parking is not permitted



THIS SIGN INDICATES THAT PARKING IS NOT PERMITTED



You must not park with the type of vehicle illustrated on the additional panel.



You must not park on Wednesdays between 7 am and 5 pm. This applies even if Wednesday is a public holiday.



Parking is not permitted on odd number dates on the side of the road this sign is placed*.



This sign indicates that restrictions are regulated by the date. On even number dates it is not permitted to park on the side of the road with even numbers.



Here a landowner has stipulated that parking is not permitted.



You must not park here. But between 8 am and 6 pm* parking is permitted for up to thirty minutes.



Parking is not permitted on even number dates on the side of the road this sign is placed*.

On odd number dates it is not permitted to park on the side of the road with odd numbers.

* On page 13 you can see which days are applicable.

*This sign applies 24 hours a day and is usually used together with additional panels indicating that the prohibition applies only to part of the day.



Road signs and additional panels: **Stopping and parking is not permitted**



THIS SIGN INDICATES THAT STOPPING AND PARKING IS NOT PERMITTED

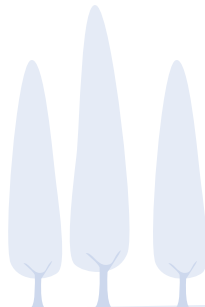


You must not stop or park with the type of vehicle illustrated on the additional panel.



You must not stop or park between 7 am and 5 pm*. Other times you may not park.

* On page 13 you can see which days are applicable.



Road signs and additional panels: **Zone signs**



A zone sign indicates that an area with restrictions or permissions begins.

The sign applies up to the point where an end-of-zone sign is placed or where it is indicated by other means that the regulations no longer apply.

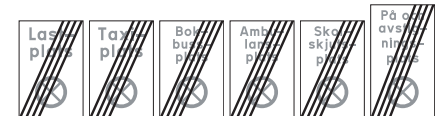
Within the zone, there may be other regulations about stopping and parking that are indicated with road signs.



End-of-zone sign indicates that an area with restrictions or permissions ends.



Stopping and parking is only permitted for the purpose indicated. If you do not prevent those vehicles from stopping for the purpose indicated on the sign, you may stop to pick up or set down passengers. On a loading zone (Lastplats) it is only permitted to load or unload heavy or bulky goods.



The sign indicates that permissions to stop or park for purposes indicated ends.

...continued
Road signs and additional panels:
Zone signs etc.



End of taxi zone.



The sign indicates a designated turning area. Stopping or parking is not permitted in the turning area.



End of turning area.

Road markings



Road marking indicating prohibition to stop and park. The marking is placed at the edge of the carriageway.



Indicates that the area is reserved for a specific purpose.



Road marking indicating prohibition to park. The marking is placed at the edge of the carriageway.



Indicates that the parking space is reserved for disabled people with parking card for people with disabilities.



Road marking used to emphasise one of the two markings above.



Road marking indicating the limit of the parking bay.



Parking fines



Police and local authority parking attendants are responsible for enforcing parking regulations on streets and public roads.

If you park illegally where public parking rules or municipal parking regulations apply then you may have to pay a parking fine. The person responsible for supervising attaches payment request to the vehicle or gives it to the driver. The vehicle owner is responsible for paying. The vehicle owner is responsible for ensuring that the fine is paid.

You must pay the fine even if you believe the fine is incorrect. The

fine must be paid within the stipulated time. If you do not pay on time then a reminder is sent out followed by an injunction for payment to the vehicle owner. The fine is raised following an injunction. If the owner still fails to pay, the matter is transferred to the executory authority for collection.

If you have received a parking fine that you believe is incorrect, then you can appeal. Contact the police authority named on the parking ticket. If your appeal is successful then the police authority will cancel your liability for payment of the penalty charge. If the appeal is refused then the vehicle owner can

appeal against liability to pay the fine. He or she must then write to the police authority and list the reasons and evidence why they are not liable for payment. This must be done within 6 months after the fine has been paid or the executory authority has taken measures for collecting the fine. If the police still rejects the appeal, then he or she can appeal to the city court.

If your liability for payment is cancelled then you will receive a refund of your parking fine.



Fines

On private property or similar a landowner can stipulate conditions for parking or that parking is not permitted. The landowner often employs a private security company for supervising.

If you park against the regulations you may pay a fine. Fines can only be charged if the information about the prohibition of parking or the terms of parking are indicated by road signs.

The person responsible for supervising attaches a payment request to the vehicle or gives it to the driver. The driver and the vehicle owner are equally responsible for paying the fine.

If you believe you have been incorrectly fined, then you must contact the landowner or the security company that are indicated on the additional panel.

Regulations for how these fines are collected is slightly different compared with public parking fines. The procedure is similar to a normal invoice, but the driver and vehicle owner are jointly and liable for payment. Following the reminder, the landowner can demand payment and as a final resort turn to the courts.

Vehicle removals

Incorrectly parked vehicles may be removed. The local authority, the police or the Transport Administration's regions can make the decision to remove a vehicle. Removal could be necessary if the vehicle has parked

- so that it is obstructing traffic or causing danger
- so that it is obstructing snow clearance or road cleaning
- continuously in the same place for at least three days (72 hours)
- in a parking space reserved for disable persons
- on a lane for public transport
- on a pedestrian or cycle path
- on or up to five metres before a pedestrian crossing, bicycle passage or a bicycle crossing.

The vehicle can also be removed if it has been issued with a driving ban, has no registration plates, must not be used because of unpaid vehicle tax, has no vehicle insurance or the owner of the vehicle has unpaid parking fines for a total amount of more than SEK 5,000.

The vehicle will usually be removed to a car pound. As a vehicle owner you are liable for all costs relating to the removal of the vehicle.

The police must be notified when the local authority or the Transport Administration's region makes the decision to remove a vehicle. If you suspect that your vehicle has been removed, contact the police.



This brochure is a part of a series providing information about some of the road traffic regulations in Sweden.

Included in the series are

- Driving in a roundabout
- Stopping and parking
- Pedestrian crossings
- Choosing the right vehicle lighting
- Bicycle passages and bicycle crossings

You'll find more information on our website,
www.transportstyrelsen.se.



www.transportstyrelsen.se
telephone +46 (0)771 503 503